



Weigh Pack Electrical

RINSTRUM 5000



Quality design and reliability mature proven technology

With 50,000 units sold globally the 5000 series of indicators represents mature proven technology. With an extensive range of interfaces and mounting options, installations can be readily customized, which represents savings for the user.

Support for common industry standards used in process control - which allows for easy system integration.

- Built-in RS232 serial communication
- Built-in RS485 networking
- Modbus ASCII
- Analogue Output 4-20mA or 0-10V with
- 1/65,000 resolution
- Isolated digital I/O
- Profibus DP – DIN Rail Mount Interface



Easy integration

DIN standard housing	Allows for the unit to be readily mounted into standard DIN cutouts, reducing modifications to the units they are being installed into.
High current outputs	Reduces wiring and the need for external relays, saving installation cost and reducing overall system size.
Isolated outputs	Eliminates the possibility of the external control systems influencing the weighing process, therefore
Robust I/O	Reduces unplanned outages due to component failure and reduced life time costs for the installation.
Built in AC version	Suitable for permanent installation into an industrial environment.
Wide DC operating range	Eliminates the need for third party power supplies saving on system complexity and cost.
Built in clock calendar	Allows for traceable dockets to be printed, requiring a less sophisticated printer, saving costs.
Printing can be customized	Easier setup and reduces the need for additional external programming.
PC configuration software (Viewer)	Ability to transfer and backup configuration for faster, easier indicator setup.
Versatile Mounting Options	Stainless steel desk/wall mounting options and an IP65 stainless steel housing ensures that the indicators can be suitably mounted with simplicity in a variety of environments.
Relay Output Module DIN Rail Mount	<ul style="list-style-type: none"> • four (4) voltage free relay outputs • outputs are independent and isolated • rated to 250VAC and 8A • normally open (N/O) and normally closed (N/C) contacts • 12 or 24VDC versions • Easy fault finding with LED indication;

5000 Series - That's Smart Weighing



5000* - Industrial Process Controller

- High contrast LED display
- Batching - 2 Material 2 Speed
- Totalising, Hold and Peak Hold
- Can be used in combination with the 6700 summing indicator making it ideal for use on split weigh bridges

6700 - Summing controller, remote display or master/slave controller

- Remote display
- Network master to a slave 5xxx unit, allowing remote operation from the 6700 unit.
- Summing master controller for slave 5xxx units connected on a multi-drop serial RS485 bus. The resulting total weight is displayed on the 6700.
- Applications – multi deck weigh bridges

5100* - Batching

- 99 Recipes
- Batch size adjustment by percentage or ratio
- Report and usage logs
- Up to 20 Materials
- Up to 3 Speed Fill

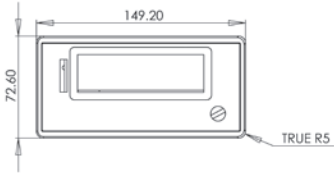
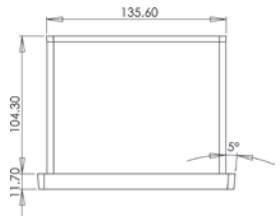
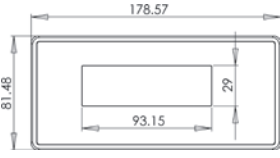
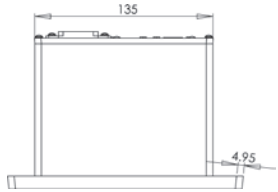
5200 - General Purpose Controller with Check Weigh Functions

- 99 Products - preset tare, setpoint targets and counting sample information can be stored for each product along with product totals
- Check weighing - 5 grading bands (4 setpoint check weights)
- Statistical reporting on product grading
- Totalising, Counting

5230 - Truck Weighing

- Single Weighing with weigh In-Out
- Batch Process Single Weighing (In-Out) - where fill is performed directly on the weighbridge. The product fill from a silo, for example, can be controlled via the optional outputs.
- Multiple and Variable Axle Weighing (In-Out) - allows up to 10 axles of a vehicle to be weighed and the weights stored as the transaction.
- 200 memory allocations - to store truck, product and destination identification
- Material usage reporting - against truck ID and destination IDUp to 20 Materials

Performance		5000	5100	5200	5230
Resolution		Up to 100,000d, minimum of 0.15 μ V/division			
Approvals		C-tick, Trade Approval Australia NMI(S-363) 6,000d @ 0.5uV/d	C-tick, Trade Approval Australia NMI(S-363) 6,000d @ 1.5uV/d	CE, C-tick, Trade Approval Australia NMI(S-418) 6,000d @ 0.5uV/d Trade Approval Europe OIML 6,000d @ 0.5uV/d	
Zero Cancellation		+ / - 2.0mV/V			
Span Adjustment		0.1mV/V to 3.0mV/V full scale			
Excitation		8V for up to 8 x 350 ohm load cells (4-wire or 6-wire plus shield)		8V for up to 12 x 350 ohm load cells (4-wire or 6-wire plus shield)	
A/D Type		24 bit Sigma Delta with 8,388,608 internal counts			
Operating Environment		Temperature -10 to +50°C, Humidity < 90% non condensing			
Display		Green LEDs with 14.5mm high 6 digit primary display	Backlit LCD with 20mm high 6 digit primary display		
Setup and Calibration		Full digital with visual prompting in plain messages			
Digital Filter		Averaging from 1 to 200 consecutive readings			
Zero Range		Adjustable from 4% to 100% of full capacity			
Power Supply Options	DC	12/24VDC 10VA			
	AC	110-240VAC 50/60Hz 10VA			
Correction		5 point linearity correction			
Serial Outputs		Serial 1: RS232/RS485 Serial 2: RS232			
Assignable Function Key		-	1		
Operating Modes		Single Range, Dual Range and Dual Interval			
Clock		Battery Backed Clock Calendar			
Accessory Cards					
Setpoint Accessory Card		4 x isolated 50V, 500mA open collector transistor drives and 4 x isolated digital inputs (5V to 28V)			
Combo Accessory Card		0 to 10 V or 4-20mA opto isolated analogue output, two outputs and one input.			
No. of Option Slots		1	1 or 2 (Dual 12 - 24 VDC version)	1	
Protocols		Profibus DP and Modbus ASCII			
Functions		2 Material Batching Totalising, Hold and Peak Hold	20 Material Batching 99 Recipes User defined material and recipe names Report and usage logs	Totalising, Counting, Grading 99 Products Catchweighing/check- weighing Configurable printing	Single and Split weigh- ing 200 Memory allocations On-scale product filling
Setpoints		4	20	4	4
Packing Weights		1.1kg	1.3kg	1.2kg	1.2kg
Optional Mounting		Stainless steel desk and wall mounts, IP65 Stainless steel housing with desk mount			

Weight Indicator	Dimensions in mm (1 inch = 25.4 mm)		Mounting Options	
5000 Front View	5000 Side View	5200 Front View	5200 Side View	
				

Email: Sales@weighpackelectrical.com.au
Service@weighpackelectrical.com.au

Phone: 0488 199 318